

## Aluminum Frame WPC Frame



**GIVE YOU A PEACEFUL SPACE**

Good sound insulation  
Good heat preservation  
Good air tightness  
Good safety

### China Office:

+86-15501571292 - [info@ahpbaba.com](mailto:info@ahpbaba.com) - [www.ahpbaba.com](http://www.ahpbaba.com)  
B2-1910, Zhengkai Wanda Plaza, Wuhan, China.

### USA Office:

+1 2147151010 - [imran@ahpbaba.com](mailto:imran@ahpbaba.com) - [www.ahpbaba.com](http://www.ahpbaba.com)  
13151 Emily rd # 100 Dallas TX 75240 - USA.



# ABOUT US

## AHPBaba – A to Z Sourcing & Export Service

AHPBaba is a China-based sourcing and export company providing complete A-Z service for global buyers.

We help customers find reliable factories, negotiate the best prices, ensure high quality, and ship products worldwide.



# GRAPHITE DOOR

**1 NOT AFRAID OF WHITE ANTS**

**3 SOUND INSULATION**

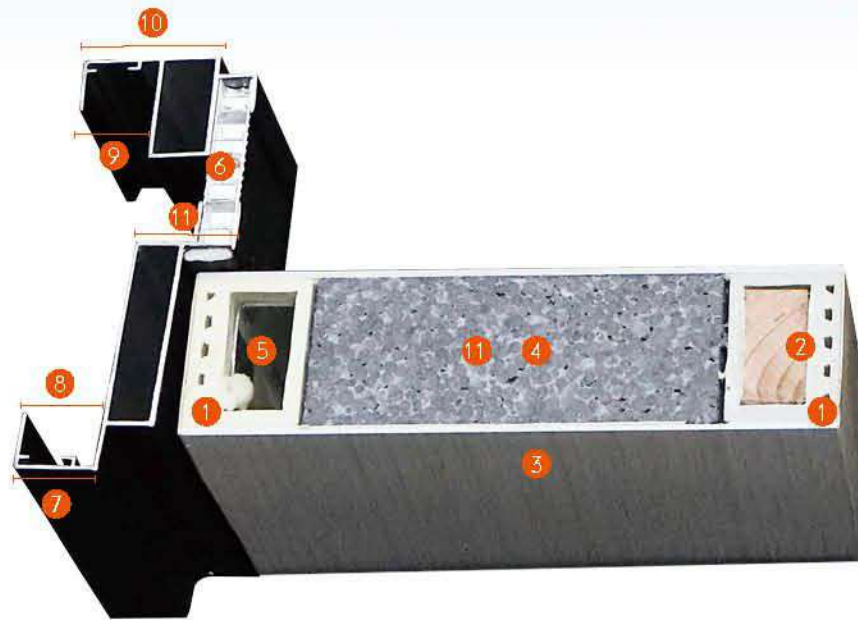
**2 WATERPROOF**

**4 FIRE RESISTANT**



## WPC frame

- ① Door leaf thickness :45mm
- ② Lock wood :30mm (length)
- ③ SPC panel
- ④ Graphene
- ⑤ Steel liner,Reinforcement of hinge Position
- ⑥ Back cover wall :50mm
- ⑦ Front cover wall :40mm
- ⑧ Regular door frame line: 60mm(width)



## Aluminum frame

- ① Waterproof WPC edge
- ② Long lock wood: 300mm
- ③ Waterproof SPC panel
- ④ Graphene
- ⑤ Steel liner
- ⑥ All aluminum connecting plate
- ⑦ Back cover wall: 50mm
- ⑧ Back frame line: 20mm
- ⑨ Front wall: 40mm
- ⑩ Front frame line: 30mm
- ⑪ Visible position: 26mm





Model : **WPC-001**  
Colour : 25#  
Frame : Aluminum



Model : **WPC-001**  
Colour : 25#  
Frame : WPC



Model : **WPC-002**  
Colour : 25#  
Frame : Aluminum



Model : **WPC-002**  
Colour : 25#  
Frame : WPC



Model : **WPC-003**  
Colour : 26#  
Frame : Aluminum



Model : **WPC-003**  
Colour : 26#  
Frame : WPC



Model : **WPC-004**  
Colour : 26#  
Frame : Aluminum



Model : **WPC-004**  
Colour : 26#  
Frame : WPC



Model : **WPC-005**  
Colour : 27#  
Frame : WPC



Model : **WPC-005**  
Colour : 27#  
Frame : Aluminum





Model : WPC-006  
Colour : 22#  
Frame : Aluminum

Model : WPC-006  
Colour : 22#  
Frame : WPC



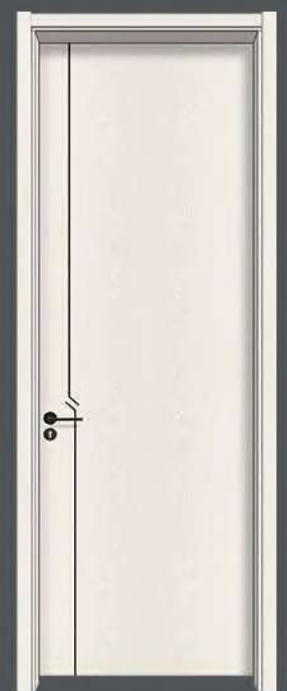
Model : WPC-007  
Colour : 21#  
Frame : Aluminum



Model : WPC-007  
Colour : 21#  
Frame : WPC



Model : WPC-008  
Colour : 21#  
Frame : Aluminum



Model : WPC-008  
Colour : 21#  
Frame : WPC




Model : WPC-009  
Colour : 21#  
Frame : Aluminum



Model : WPC-009  
Colour : 21#  
Frame : WPC



Model : WPC-010  
Colour : 22#  
Frame : Aluminum



Model : WPC-010  
Colour : 22#  
Frame : WPC



Model : WPC-011  
 Colour : 24#  
 Frame : Aluminum

Model : WPC-011  
 Colour : 24#  
 Frame : WPC



Model : WPC-012  
 Colour : 23#  
 Frame : Aluminum



Model : WPC-012  
 Colour : 23#  
 Frame : WPC



Model : WPC-013  
 Colour : 23#  
 Frame : Aluminum



Model : WPC-013  
 Colour : 23#  
 Frame : WPC



Model : WPC-014  
 Colour : 24#  
 Frame : Aluminum



Model : WPC-014  
 Colour : 24#  
 Frame : WPC



Model : WPC-015  
 Colour : 24#  
 Frame : Aluminum



Model : WPC-015  
 Colour : 24#  
 Frame : WPC



Model : **WPC-016**  
Colour : 20#  
Frame : Aluminum



Model : **WPC-016**  
Colour : 20#  
Frame : WPC



Model : **WPC-017**  
Colour : 31#  
Frame : Aluminum



Model : **WPC-017**  
Colour : 31#  
Frame : WPC



Model : **WPC-018**  
Colour : 23#  
Frame : Aluminum




Model : **WPC-018**  
Colour : 23#  
Frame : WPC



Model : **WPC-019**  
Colour : 23#  
Frame : Aluminum



Model : **WPC-019**  
Colour : 23#  
Frame : WPC



Model : **WPC-020**  
Colour : 20#  
Frame : Aluminum

Model : **WPC-020**  
Colour : 20#  
Frame : WPC



Model : WPC-021  
 Colour : 28#  
 Frame : WPC

Model : WPC-021  
 Colour : 28#  
 Frame : Aluminum

Living in prosperity  
 Enjoy a peaceful atmosphere



Model : WPC-022  
 Colour : 27#  
 Frame : Aluminum



Model : WPC-022  
 Colour : 27#  
 Frame : WPC



Model : WPC-023  
 Colour : 28#  
 Frame : Aluminum



Model : WPC-023  
 Colour : 28#  
 Frame : WPC



Model : WPC-024  
 Colour : 28#  
 Frame : Aluminum



Model : WPC-024  
 Colour : 28#  
 Frame : WPC



Model : WPC-025  
 Colour : 30#  
 Frame : Aluminum



Model : WPC-025  
 Colour : 30#  
 Frame : WPC



Model : **WPC-026**  
Colour : 20#  
Frame : Aluminum



Model : **WPC-026**  
Colour : 20#  
Frame : WPC



Model : **WPC-027**  
Colour : 29#  
Frame : Aluminum



Model : **WPC-027**  
Colour : 29#  
Frame : WPC



Model : **WPC-028**  
Colour : 29#  
Frame : Aluminum



Model : **WPC-028**  
Colour : 29#  
Frame : WPC




Model : **WPC-029**  
Colour : 29#  
Frame : Aluminum



Model : **WPC-029**  
Colour : 29#  
Frame : WPC



Model : **WPC-030**  
Colour : 22#  
Frame : Aluminum



Model : **WPC-030**  
Colour : 22#  
Frame : WPC



Model : WPC-031  
 Colour : 30#  
 Frame : Aluminum



Model : WPC-031  
 Colour : 30#  
 Frame : WPC

Living in prosperity  
 Enjoy a peaceful atmosphere



Model : WPC-032  
 Colour : 31#  
 Frame : Aluminum



Model : WPC-032  
 Colour : 31#  
 Frame : WPC



Model : WPC-033  
 Colour : 31#  
 Frame : Aluminum



Model : WPC-033  
 Colour : 31#  
 Frame : WPC



Model : WPC-034  
 Colour : 32#  
 Frame : Aluminum



Model : WPC-034  
 Colour : 32#  
 Frame : WPC



Model : WPC-035  
 Colour : 32#  
 Frame : Aluminum



Model : WPC-035  
 Colour : 32#  
 Frame : WPC



Model : WPC-036  
Colour : 33#  
Frame : Aluminum



Model : WPC-036  
Colour : 33#  
Frame : WPC



Model : WPC-037  
Colour : 33#  
Frame : Aluminum



Model : WPC-037  
Colour : 33#  
Frame : WPC



Model : WPC-038  
Colour : 33#  
Frame : Aluminum



Model : WPC-038  
Colour : 33#  
Frame : WPC



Model : WPC-039  
Colour : 32#  
Frame : Aluminum




Model : WPC-039  
Colour : 32#  
Frame : WPC

Living in prosperity  
Enjoy a peaceful atmosphere



Model : WPC-040  
Colour : 21#  
Frame : Aluminum



Model : WPC-040  
Colour : 21#  
Frame : WPC



Model : WPC-041  
 Colour : 25#  
 Frame : Aluminum



Model : WPC-041  
 Colour : 25#  
 Frame : WPC



Model : WPC-042  
 Colour : 23#  
 Frame : Aluminum



Model : WPC-042  
 Colour : 23#  
 Frame : WPC



Model : WPC-043  
 Colour : 24#  
 Frame : Aluminum



Model : WPC-043  
 Colour : 24#  
 Frame : WPC



Model : WPC-044  
 Colour : 27#  
 Frame : Aluminum



Model : WPC-044  
 Colour : 27#  
 Frame : WPC



Model : WPC-045  
 Colour : 29#  
 Frame : Aluminum



Model : WPC-045  
 Colour : 29#  
 Frame : WPC

Living in prosperity  
 Enjoy a peaceful atmosphere





Model : WPC-046  
Colour : 28#  
Frame : Aluminum



Model : WPC-046  
Colour : 28#  
Frame : WPC



Model : WPC-047  
Colour : 30#  
Frame : Aluminum



Model : WPC-047  
Colour : 30#  
Frame : WPC



Model : WPC-048  
Colour : 20#  
Frame : Aluminum



Model : WPC-048  
Colour : 20#  
Frame : WPC



Model : WPC-049  
Colour : 32#  
Frame : Aluminum



Model : WPC-049  
Colour : 32#  
Frame : WPC



Model : WPC-050  
Colour : 33#  
Frame : Aluminum

Model : WPC-050  
Colour : 33#  
Frame : WPC



Model : WPC-051  
Colour : 21#  
Frame : Aluminum



Model : WPC-051  
Colour : 21#  
Frame : WPC



Model : WPC-052  
Colour : 22#  
Frame : Aluminum



Model : WPC-052  
Colour : 22#  
Frame : WPC



Model : WPC-053  
Colour : 22#  
Frame : Aluminum



Model : WPC-053  
Colour : 22#  
Frame : WPC



Model : WPC-054  
Colour : 22#  
Frame : Aluminum



Model : WPC-054  
Colour : 22#  
Frame : WPC



Model : WPC-055  
Colour : 22#  
Frame : Aluminum



Model : WPC-055  
Colour : 22#  
Frame : WPC



Model : **WPC-056**  
Colour : 23#  
Frame : Aluminum



Model : **WPC-056**  
Colour : 23#  
Frame : WPC



Model : **WPC-057**  
Colour : 24#  
Frame : Aluminum



Model : **WPC-057**  
Colour : 24#  
Frame : WPC



Model : **WPC-058**  
Colour : 27#  
Frame : Aluminum



Model : **WPC-058**  
Colour : 27#  
Frame : WPC



Model : **WPC-059**  
Colour : 26#  
Frame : Aluminum



Model : **WPC-059**  
Colour : 26#  
Frame : WPC



Model : **WPC-060**  
Colour : 26#  
Frame : Aluminum

Model : **WPC-060**  
Colour : 26#  
Frame : WPC



Model : **WPC-061**  
 Colour : 28#  
 Frame : WPC



Model : **WPC-061**  
 Colour : 28#  
 Frame : Aluminum

Living in prosperity  
 Enjoy a peaceful atmosphere



Model : **WPC-062**  
 Colour : 30#  
 Frame : Aluminum



Model : **WPC-062**  
 Colour : 30#  
 Frame : WPC



Model : **WPC-063**  
 Colour : 31#  
 Frame : Aluminum



Model : **WPC-063**  
 Colour : 31#  
 Frame : WPC



Model : **WPC-064**  
 Colour : 33#  
 Frame : Aluminum



Model : **WPC-064**  
 Colour : 33#  
 Frame : WPC



Model : **WPC-065**  
 Colour : 33#  
 Frame : Aluminum



Model : **WPC-065**  
 Colour : 33#  
 Frame : WPC



Flat door Colour : 20# Frame : Aluminum

Flat door Colour : 20# Frame : WPC

Flat door Colour : 21# Frame : Aluminum

Flat door Colour : 21# Frame : WPC

Flat door Colour : 22# Frame : Aluminum

Flat door Colour : 22# Frame : WPC



Flat door Colour : 29# Frame : WPC



Flat door Colour : 23# Frame : Aluminum

Flat door Colour : 23# Frame : WPC

Flat door Colour : 24# Frame : Aluminum

Flat door Colour : 24# Frame : WPC

Flat door Colour : 25# Frame : Aluminum

Flat door Colour : 25# Frame : WPC



Flat door Colour : 29# Frame : Aluminum



Flat door Colour : 30# Frame : WPC



Flat door Colour : 30# Frame : Aluminum



Flat door Colour : 26# Frame : Aluminum

Flat door Colour : 26# Frame : WPC

Flat door Colour : 27# Frame : Aluminum

Flat door Colour : 27# Frame : WPC

Flat door Colour : 28# Frame : Aluminum

Flat door Colour : 28# Frame : WPC



Flat door Colour : 31# Frame : Aluminum

Flat door Colour : 31# Frame : WPC

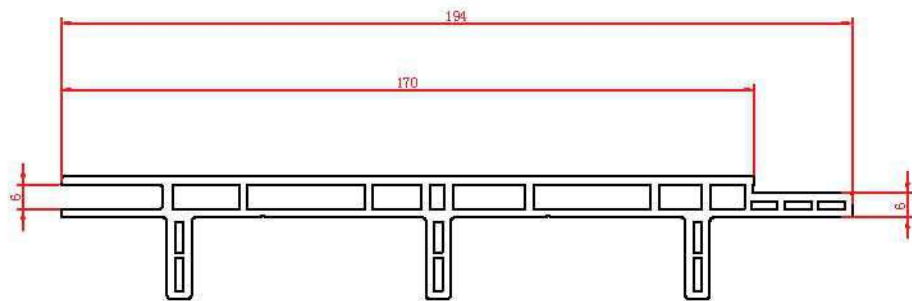
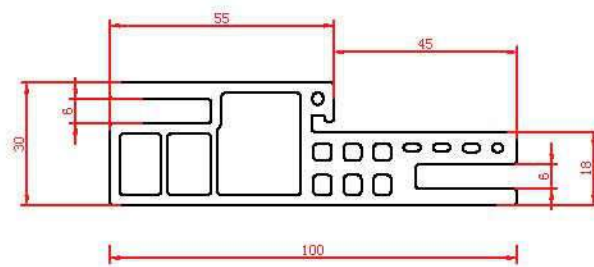
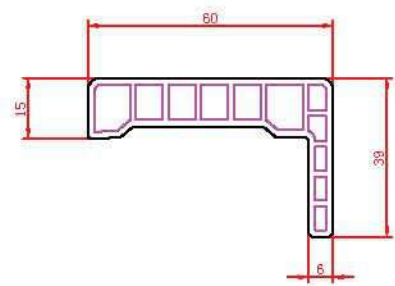
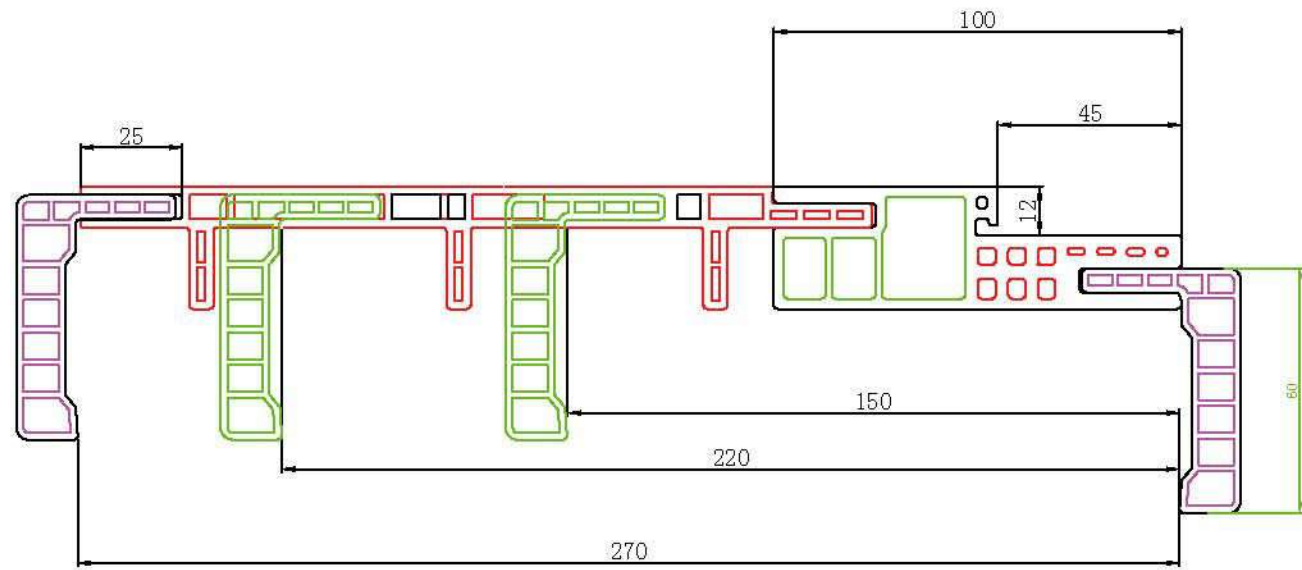
Flat door Colour : 32# Frame : Aluminum

Flat door Colour : 32# Frame : WPC

Flat door Colour : 33# Frame : Aluminum

Flat door Colour : 33# Frame : WPC

# WPC Frame



# Choice hardware locks



Square square lock




Circular straight lock



Square square lock (white)



Magnetic suction lock body



58 series: 08 handle



58 series: 09 handle



58 series: 10 handle



58 series: 11 handle




58 series: 06 handle



58 series: 07 handle



58 Silencer lock body



Hinge (black / gold / silver)



Invisible hinge



## AHPBaba – A to Z Sourcing & Export Service

AHPBaba is a China-based sourcing and export company providing complete A-Z service for global buyers.

We help customers find reliable factories, negotiate the best prices, ensure high quality, and ship products worldwide.



+86-15501571292  
info@ahpbaba.com  
www.ahpbaba.com  
B2-1910,Zhengkai Wanda Plaza, Wuhan, China

Door for hospital, factory, commercial, clean room, house, etc  
Auto door system & Access control

## Hermetic Door for Hospital

AHBbaba hermetic door/ airtight is Widely for hospital operating theater, ICU, patient room, clean Lab, food factory, pharmaceutical factory, etc.

AHBbaba hermetic door is designed to be antimicrobial, hygienic, air tight and I radiation protection if

Certificate: CE & ROHS

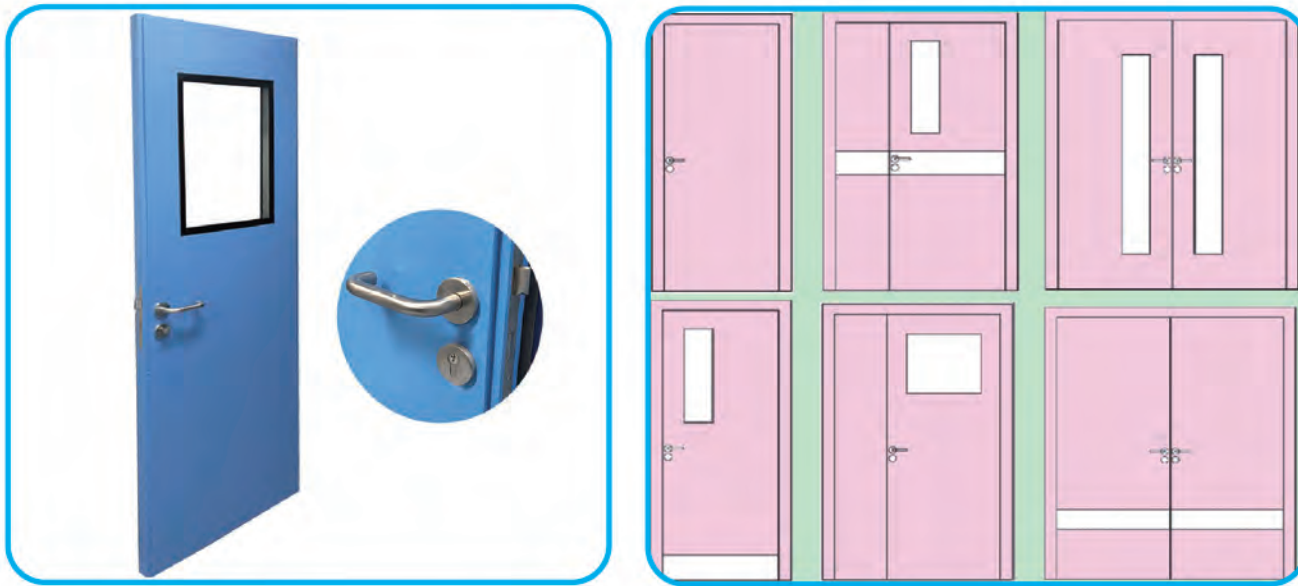
Door surface usual material: 1. HPL 2. Color 3, SUS



## Hermetic Door for Hospital (Sliding)



## Hermetic Door for Hospital (Swing)



### Hermetic Door

Main Function: airtight & water proof & antimicrobial, fire rated (optional)  
 AHPbaba hermetic door: door frame with stainless steel material for water proof, antimicrobial.  
 It is stronger and more lasting than aluminum.  
 At both sides and the center joint, there are sealing strips installed, which conforms to the

## Operating Theater



### Door Color



# X-ray Proof Door

AHPBaba lead lined X-ray protection door is an ideal quality product applicable to radiology rooms for such equipment as Linear accelerators, Gamma knives, Post-loading equipment, Cobalt-60, PET-CT, CT, DR, DSA, and X-ray machines in modern high-grade hospital and laboratory.


With 99.93% lead sheet, thickness 1mm to 6mm, this door is widely used for CT room, X-Ray room, ICU, research laboratory, factory Flaw detection workshop, etc.

Certificate: CE & ROHS

Door surface usual material: 1. HPL 2. Color coated steel 3. SUS



# X-ray Proof Material




Lead Sheet



Barium Sulfate



Lead Glass



MRI Shielding Door



XRay Proof Screen



Shielding Window



XRay Proof Box



Radiation Detector



Electromagnetic Detector

## Clean Room Door

AHPbaba clean room door, suitable for clean room, Lab, food factory, pharmaceutical factory, etc.

This door is designed to be hygienic, air tight and dust-proof (fireproof if need).


Certificate: CE & ROHS

Door surface usual material: 1. Color coated steel 2. SUS



## Usual Color






## Automatic Door System

sliding door opener & swing door operator

Support all material doors. Compatible with all access control system. Can work with GSM/WIFI with phone APP.



## Access Control System

Switch, electric lock, IC/ID card, keypad, finger print reader, intercom system, hand sensor, feet sensor, 3A/5A power supply, backup battery, interlock system, photocell, etc.



# Hardware for ANDEA Doors



# Equipment for Hospital & Clean Room

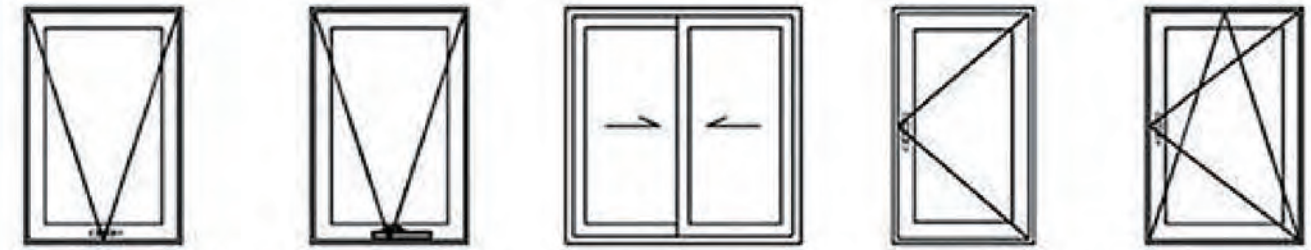


# Glass Door & Window

Glass door & glass window for home, office, factory, etc.  
 Electric / manual for opening.  
 Simple design, strong and lasting.  
 Frame material: Aluminum / UPVC / Stainless steel.  
 Glass material: Single tempered glass, Laminated glass, Insulating glass.



## WINDOW STYLE



Hung window

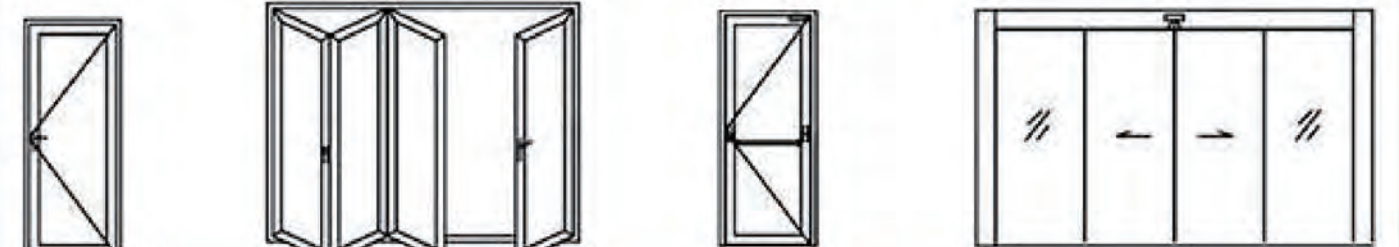
Slide window

Casement window

## DOOR STYLE



Slide door ( 2/3/4 leaf manual slide door )




Swing door

Folding door

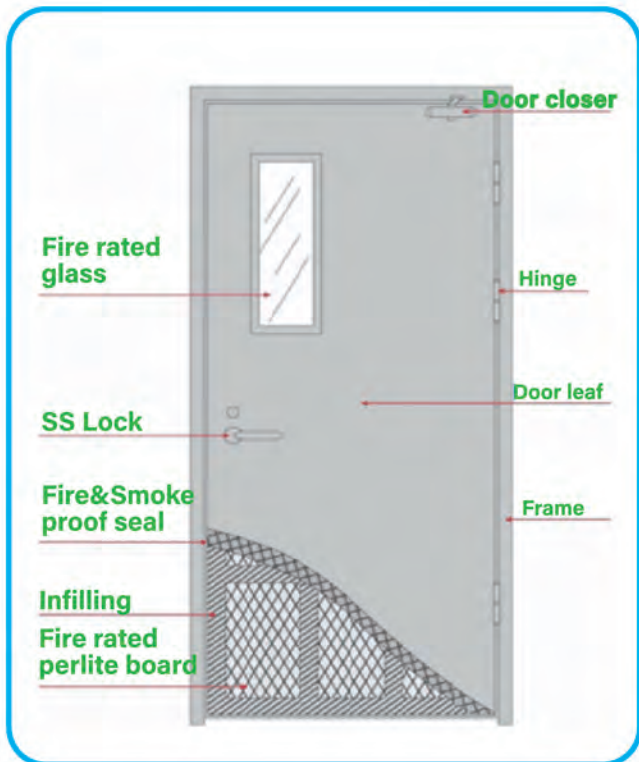
Emergency hatch

Sliding sensor door



# Fire Rated Door

Fire rated door style



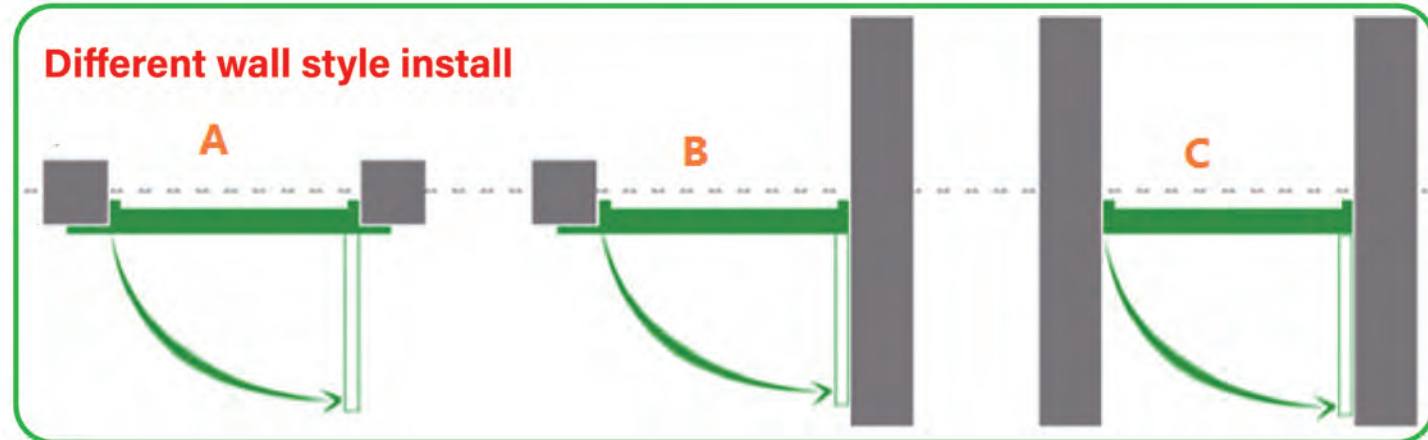
# Fire Rated Roller Shutter



# Security Door




Different wall style install



# Roller Shutter

## Aluminum Roller Shutter



## Steel Roller Shutter



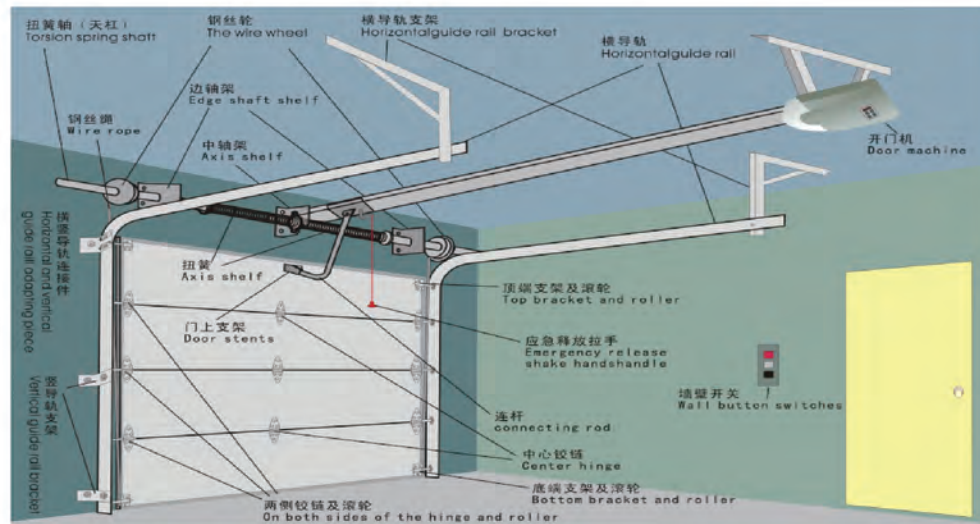
## Transparent Roller Shutter



## Fast Rolling Door



# Sectional Garage Door




Sandwiched Steel Garage Door



Glass Sectional Garage Door



Industrial Sectional Door



# Gate Motor





## PRODUCT CONTENT

1. Company Profile	03-04
2. WPC Skin Door	11-30
3. Decoration line Door	31-34
4. Full WPC Door	35-54
5. WPC Assembly Door	55-66
6. Top Panel	67-68
7. Invisible Door Aluminum Glass Door	69
8. WPC Door Frame and Architrave	70-76
9. Accessories	77-80
10. Wall Panel System	81-82

 **COMPANY PROFILE** WPC DOOR SUPER FACTORY >>

AHPBaba is a China-based sourcing and export company providing complete A-Z service for global buyers.

We help customers find reliable factories, negotiate the best prices, ensure high quality, and ship products worldwide.



**CHINA TOP 1 BRAND WPC DOORS**  
To be international famous brands



## Twenty-nine years development



Since 1995 ,the company already had been engaged in WPC DOOR for 29 years ; Wpc door as the main product,From scientific digital proportioning of raw materials, to the design and development of product molds, to the production and delivery of systems, we serve the world with excellent quality.

## Rapid delivery



From product design to mold shaping and production integration,strict control of yield rate to independent inspection,achieving rapid delivery

## Mold library system



Innovative mold design,with a wide selection of mold libraries to meet over 95% of basic styles,enabling rapid modeling and mold making processes

## Stable large-scale production



The mature process system seamlessly integrates with the mold,achieving standardization of the entire production process from the mold end

## Focus and Achievement



Focused on excellence:20000 square meters independent foreign trade warehouse,fully wood plastic baking paint automatic line,overseas warehousing and office plans,modern and intensive advantages



**ENVIRONMENTALLY FRIENDLY  
SOUNDPROOF  
WATERPROOF AND INSECT-PROOF  
CREATING HIGH-QUALITY  
MODERN LIFE**



07



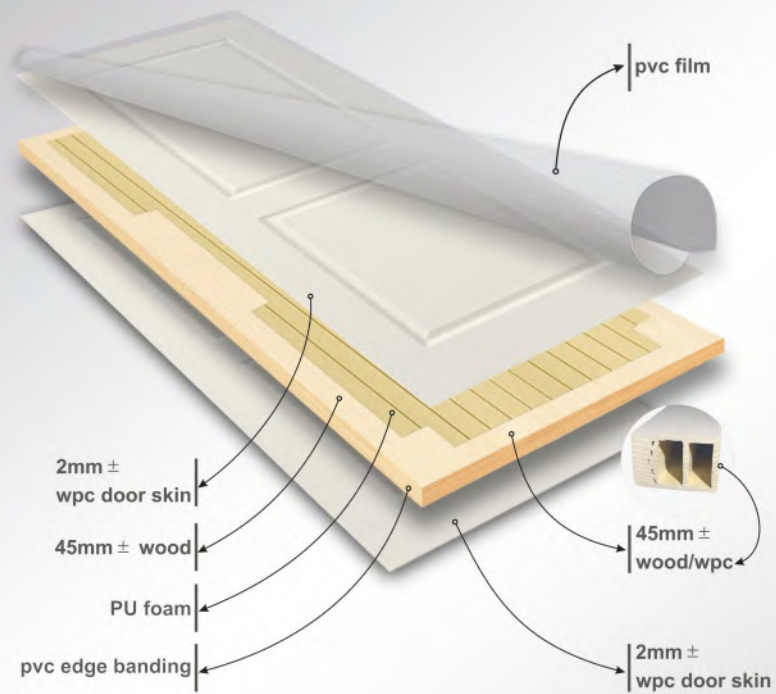
## **WELCOME TO VISIT US**

### **APPRECIATE THE ART OF WOOD**

Here you can see the 10,000 square meters modern exhibition hall and the integrated design concept of doors, walls panel and cabinets, fully automatic high-tech production equipment, the largest number of extrusion equipment in China, and immerse yourself in the modern and quality life that wood-plastic products bring you.

08

# WPC SKIN DOOR



**Waterproof**  
-Waterproof  
-Moistureproof

**Anti -Termites**  
-Anti-Worm  
-Anti Termite

**Environmentally Friendly**  
-eco-friendly Material  
-formaldehyde Levels:E1  
-recycled Material

**Customized**  
-Color and design  
-Hinge hole  
-Lock hole  
-Carton box

**Easy Installation**  
-4 screws connection  
-Saving labor time  
-Saving cost

**Fast Delivery**  
-Faster than competitor

**Better life**  
-The Noise Reduction



M-13

### WPC DOOR FOUR Advantages

**Anti insect and anti termite**

Waterproof material

**Strong expansion ability**

More environmentally friendly and durable

### WPC SKIN DOOR



M-80

M-12



**Waterproof**  
- Waterproof  
- Moistureproof



**Anti -Termites**  
- Anti-Worm  
- Anti Termite



**Environmentally Friendly**  
- eco-friendly Material  
- formaldehyde Levels E1  
- recycled Material



**Customized**  
- Color and design  
- Hinge hole  
- Lock hole  
- Carton box



**Easy Installation**  
- 4 screws connection  
- Saving labor time  
- Saving cost



**Fast Delivery**  
- Faster than competitor



**Better life**  
- The Noise Reduction




Waterproof and moisture-proof performance: WPC materials have natural hydrophobicity, which not only makes them particularly friendly to humid environments, but also has good performance in terms of water loss rate in dry environments;

## WPC SKIN DOOR



M-44



M-14

### WPC DOOR FOUR Advantages

**Anti insect  
and anti termite**

**Waterproof  
material**

**Strong  
expansion ability**

**More environmentally  
friendly and durable**

High level environmental protection/strong weather resistance: WPC wood plastic doors are made from resin, wood fibers, polymer materials, etc. through high-temperature and high-pressure extrusion molding processes. Due to the absence of harmful substances such as formaldehyde in the raw materials, the environmental performance is higher; In experiments with extreme heat of 50 °C and extreme cold of -15 °C, the material consistently maintains its unique stability and resistance to deformation;



M-15

**WPC DOOR FOUR Advantages**

**Anti insect and anti termite**

Waterproof material

**Strong expansion ability**

More environmentally friendly and durable

**WPC SKIN DOOR**




M-29



M-32



M-102



Anti insect and anti termite: WPC material itself does not contain protein substances, so it will not reproduce insects and termites due to material denaturation during use. WPC material cannot provide a living environment for termites and termites, so its anti impact and anti termite performance is outstanding;



**Waterproof**  
- Waterproof  
- Moistureproof



**Anti -Termites**  
- Anti -Worm  
- Anti Termite



**Environmentally Friendly**  
- eco-friendly Material  
- formaldehyde Levels: E1  
- recycled Material



**Customized**  
- Color and design  
- Hinge hole  
- Lock hole  
- Carton box



**Easy Installation**  
- 4 screws connection  
- Saving labor time  
- Saving cost



**Fast Delivery**  
- Faster than competitor



**Better life**  
- The Noise Reduction



**M-109**

**WPC SKIN DOOR**



**M-110**



**M-75**



**M-49**



**NM-617**



**M-106**



**M-94**



**M-66**



**M-37**

Yituo Exhibition Materials: WPC products rely heavily on production processes and molds, and are less limited by the physical properties of the materials themselves. During the initial processing and later reprocessing or assembly processes, the advantages and stability of the materials are very obvious.



M-105

M-103

M-114



Waterproof and moisture-proof performance: WPC materials have natural hydrophobicity, which not only makes them particularly friendly to humid environments, but also has good performance in terms of water loss rate in dry environments;

WPC SKIN DOOR



M-95



M-104



M-78



19052X



M-36



M-118

WPC DOOR FOUR Advantages

Anti insect and anti termite

Waterproof material

Strong expansion ability

More environmentally friendly and durable



**M-45**



**M-101**

High level environmental protection/strong weather resistance: WPC wood plastic doors are made from resin, wood fibers, polymer materials, etc. through high-temperature and high-pressure extrusion molding processes. Due to the absence of harmful substances such as formaldehyde in the raw materials, the environmental performance is higher; In experiments with extreme heat of 50 °C and extreme cold of -15 °C, the material consistently maintains its unique stability and resistance to deformation;

**WPC SKIN DOOR**



**M-115**



**NM-831**



**NM-701**



**NM-713**



**NM-2101**



**NM-825**



**DS-001**



**NM-605**



**NM-619**

WPC SKIN DOOR



NM-612

NM-628

M-97



Anti insect and anti termite: WPC material itself does not contain protein substances, so it will not reproduce insects and termites due to material denaturation during use. WPC material cannot provide a living environment for termites and termites, so its anti impact and anti termite performance is outstanding;



NM-626B

NM-716

NM-702

NM-718



M-60

M-77

M-33


M-38





ML-001


## WPC SKIN DOOR -Nano-agent coating series





ML-002




ML-003


 **Waterproof**  
-Waterproof  
-Moistureproof


 **Anti -Termites**  
-Anti -Worm  
-Anti Termites


 **Environmentally Friendly**  
-eco-friendly Material  
-formaldehyde Levels: E1  
-recycled Material

 **Customized**  
-Color and design  
-Hinge hole  
-Lock hole  
-Carton box

 **Easy Installation**  
-4 screws connection  
-Saving labor time  
-Saving cost

 **Fast Delivery**  
-Faster than competitor

 **Better life**  
-The Noise Reduction



Yituo Exhibition Materials: WPC products rely heavily on production processes and molds, and are less limited by the physical properties of the materials themselves. During the initial processing and later reprocessing or assembly processes, the advantages and stability of the materials are very obvious.



**GREEN,  
HEALTHY,**

ENVIRONMENTAL PROTECTION  
AND REST ASSURED

**WPC SKIN DOOR**  
-Nano-agent coating series



ML-005

ML-006

ML-007

ML-008



ML-009

ML-010

ML-011

ML-012

Waterproof and moisture-proof performance: WPC materials have natural hydrophobicity, which not only makes them particularly friendly to humid environments, but also has good performance in terms of water loss rate in dry environments;



MX-002/YX03  
CX-002/YX03



MX-003L/YX03

MX-004L/YX03

MX-005L/YX03

**WPC SKIN DOOR**  
-Decoration line Door



MX-002B/YX03  
CX-002B/YX03

MX-001/YX03  
CX-001/YX03



High level environmental protection/strong weather resistance: WPC wood plastic doors are made from resin, wood fibers, polymer materials, etc. through high-temperature and high-pressure extrusion molding processes. Due to the absence of harmful substances such as formaldehyde in the raw materials, the environmental performance is higher; In experiments with extreme heat of 50 °C and extreme cold of -15 °C, the material consistently maintains its unique stability and resistance to deformation;



MX-002/YX05  
CX-002/YX05


**WPC SKIN DOOR**

GLASS OPTIONAL:



MX-002B/YX05  
CX-002B/YX05

M-003B



**WPC DOOR FOUR Advantages**

**Anti insect and anti termite**


**Waterproof material**

**Strong expansion ability**

**More environmentally friendly and durable**

# 100% WPC DOOR

- 1.Raw Material
- 2.Pvc Film lamination
- 3.Painting

 100% WATERPROOF

# WPC DOOR

## Structure Drawing



## FULL WPC DOOR-PAINTING

### Waterproof

- Waterproof
- Moistureproof

### Anti-Termites

- Anti-Worm
- Anti Termite

### Fast Delivery

### Sound proof

### Environmentally Friendly

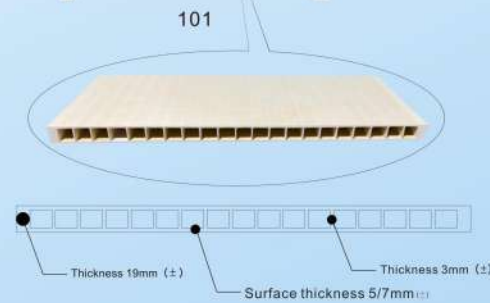
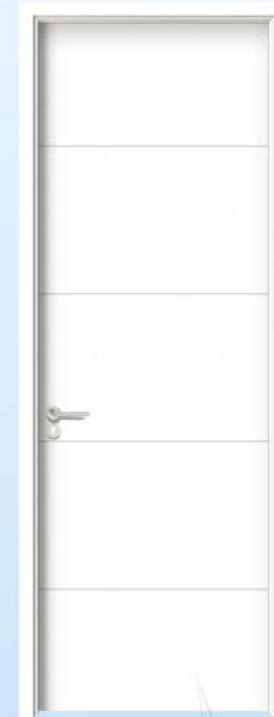
- Eco-friendly Material
- Formaldehyde Levels:e1
- Recycled Material

### Customized

- Color and design
- Hinge hole
- Lock hole
- ODM&DEM

### Easy Installation

- 4 screws connection
- Saving labor time






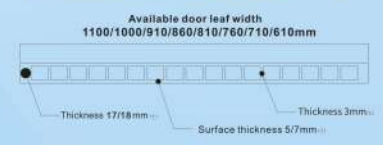
### 35MM WPC DOOR




### 40MM WPC DOOR



### 45MM WPC DOOR

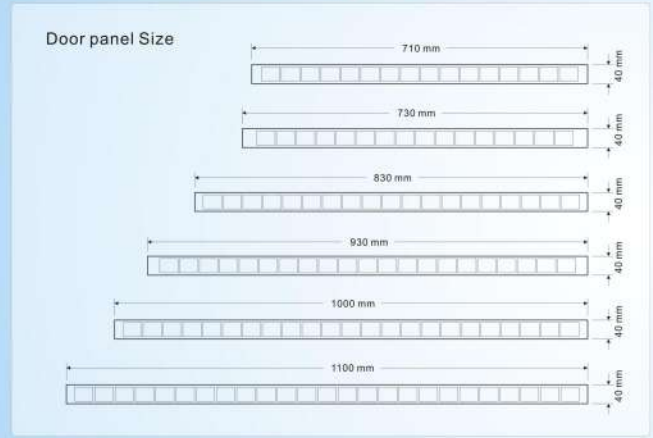


### 35MM WPC DOOR

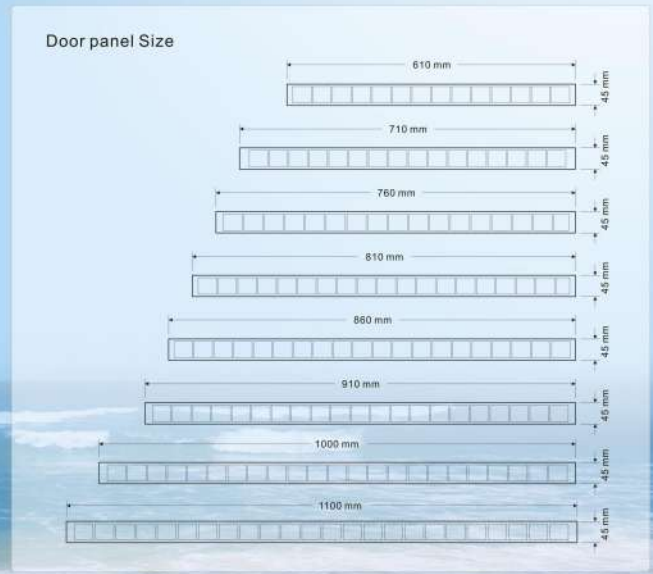


## WPC DOOR PANEL TYPE

### 40MM WPC DOOR



### 45MM WPC DOOR





CS-001

**WPC DOOR FOUR Advantages**

**Anti insect and anti termite**

Waterproof material

**Strong expansion ability**

More environmentally friendly and durable

**FULLWPC DOOR**



CS-002



CS-003



CS-004



**100% WATERPROOF**

Waterproof and moisture-proof performance: WPC materials have natural hydrophobicity, which not only makes them particularly friendly to humid environments, but also has good performance in terms of water loss rate in dry environments;



**FULLWPC DOOR**



Waterproof and moisture-proof performance: WPC materials have natural hydrophobicity, which not only makes them particularly friendly to humid environments, but also has good performance in terms of water loss rate in dry environments;



## FULLWPC DOOR



### WPC DOOR FOUR Advantages

**Anti insect  
and anti termite**

Waterproof  
material

**Strong  
expansion ability**

More environmentally  
friendly and durable

High level environmental protection/strong weather resistance: WPC wood plastic doors are made from resin, wood fibers, polymer materials, etc. through high-temperature and high-pressure extrusion molding processes. Due to the absence of harmful substances such as formaldehyde in the raw materials, the environmental performance is higher; In experiments with extreme heat of 50 °C and extreme cold of -15 °C, the material consistently maintains its unique stability and resistance to deformation;



CL-001

**FULLWPC DOOR**  
-Nano-agent coating series



CL-002



CL-003



CL-004



CL-005




CL-006



CL-007

Anti insect and anti termite: WPC material itself does not contain protein substances, so it will not reproduce insects and termites due to material denaturation during use. WPC material cannot provide a living environment for termites and termites, so its anti impact and anti termite performance is outstanding;



**WPC DOOR FOUR Advantages**

**Anti insect and anti termite**

**Waterproof material**

**Strong expansion ability**

**More environmentally friendly and durable**



Yituo Exhibition Materials: WPC products rely heavily on production processes and molds, and are less limited by the physical properties of the materials themselves. During the initial processing and later reprocessing or assembly processes, the advantages and stability of the materials are very obvious.

**FULLWPC DOOR (PET Series)**



**CTL-002**

**CTL-003**

**CTL-004**



**CTL-005**

**CTL-006**

Waterproof and moisture-proof performance: WPC materials have natural hydrophobicity, which not only makes them particularly friendly to humid environments, but also has good performance in terms of water loss rate in dry environments;



CK-001


**WPC DOOR FOUR Advantages**

**Anti insect and anti termite**

Waterproof material

Strong expansion ability

**More environmentally friendly and durable**



**FULLWPC DOOR  
-PAINT DOOR**



CK-002      CK-003      CK-004      CK-005



CK-006      CK-007      CK-008      CK-009

High level environmental protection/strong weather resistance: WPC wood plastic doors are made from resin, wood fibers, polymer materials, etc. through high-temperature and high-pressure extrusion molding processes. Due to the absence of harmful substances such as formaldehyde in the raw materials, the environmental performance is higher; In experiments with extreme heat of 50 °C and extreme cold of -15 °C, the material consistently maintains its unique stability and resistance to deformation;

## WPC Assembly Door

**+4.17** Times

Environmental protection ENF

**+62.5** %

Deformation resistance

**+19** %

Durability bending elasticity

- Formaldehyde emission ENF grade  $\leq 0.025\text{mg}/\text{m}^3$ , measured  $0.006\text{mg}/\text{m}^3$ , 4.17 times better than ENF grade environmental protection
- Water content national standard  $\leq 2.0\%$ , measured  $0.7\%$ , better than national standard 65%
- Water absorption expansion rate national standard  $\leq 0.5\%$ , measured  $0.2\%$ , better than national standard 60%
- Flexural elastic modulus national standard  $\geq 1800\text{MPa}$ , measured  $1998\text{MPa}$ , better than national standard 11%;
- Shore hardness  $\geq 60\text{HD}$ , measured  $76\text{HD}$ , better than national standard 27%

# WPC ASSEMBLE DOOR

## Sectional Drawing

Assembly method more ↓

### BUILDING BLOCKS SERIES 2.0

Multiple mold specifications



3D structure diagram



Freeform styling

Membrane color system

Cross material application





WPC ASSEMBLY DOOR





PB-001



PL-001



P-001X1



**Multiple mold specifications**

Provide more mold specifications making sizes more optional free and accurate making sales simpler




PZ-007



PZ-001  
CX One piece



PZ-001  
Cx250 Horizontal Assembly



**Freeform**  
styling

The material science design like LEGO blocks allows the facade to have almost infinite combinations and diverse styles



WPC ASSEMBLY DOOR

PL-002



WPC ASSEMBLY DOOR



PL-003 PZ-004 PT-001 PZ-001

CX400 Horizontal Assembly



PZ-006 PZ-005 PB-002 PB-003

Providing a market tested membrane color system the best-selling ability of membrane color is a technology for Yingkang



PZ-013



PB-004



Assembly method 1




Assembly method 2



PZ-001  
(primary-secondary door)



PT-002  
(primary-secondary door)





**Waterproof**  
 -Waterproof  
 -Moistureproof



**Anti -Termites**  
 -Anti-Worm  
 -Anti Termite



**Environmentally Friendly**  
 -eco-friendly Material  
 -formaldehyde Levels:E1  
 -recycled Material



**Customized**  
 -Color and design  
 -Hinge hole  
 -Lock hole  
 -Carton box



**Easy Installation**  
 -4 screws connection  
 -Saving labor time  
 -Saving cost



**Fast Delivery**  
 -Faster than competitor



**Better life**  
 -The Noise Reduction



**GREEN,  
 HEALTHY,**  
 ENVIRONMENTAL PROTECTION  
 AND REST ASSURED



Invisible Door

Aluminum Glass Door

Aluminum glass door, product advantages:

1. Light transmittance of 85%;
2. To ensure the advantages of aluminum glass products at the same time, to achieve the same color of the whole house;
3. A variety of glass combinations, more choices.



narrow aluminum alloy profile





wpc door frame



A TYPE

Door Frame




## E TYPE



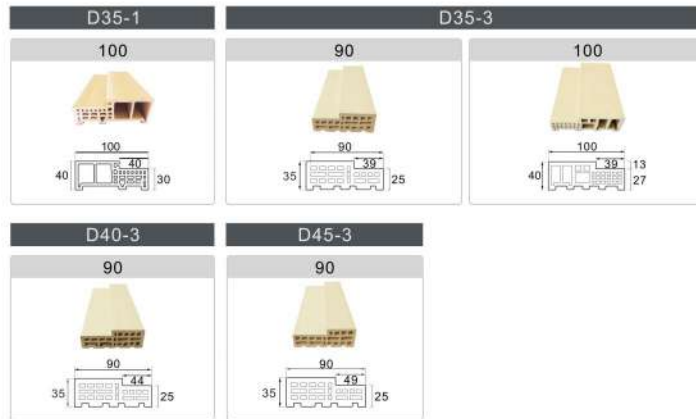
## Y TYPE



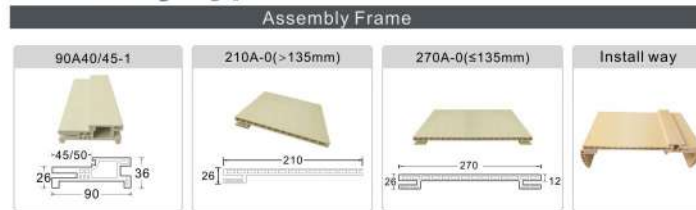
## B TYPE



## D TYPE



## Assembly Type



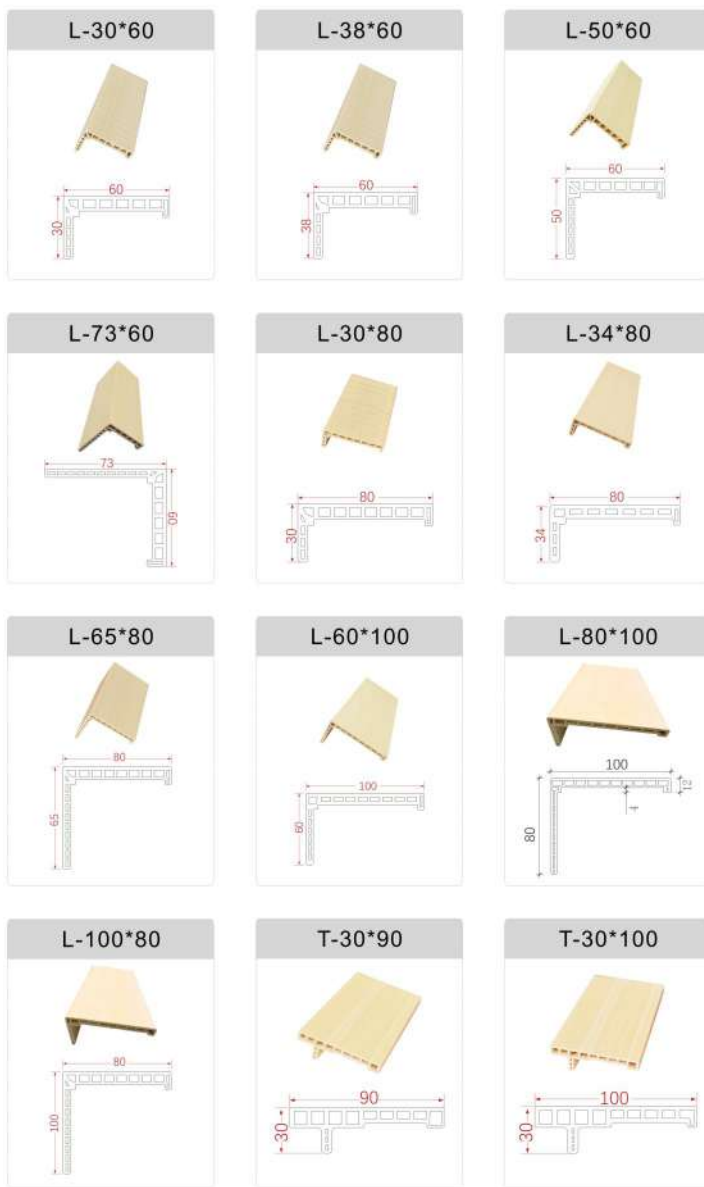
## JYX-PZJ




## Decoration Lines



## JYX-XMS



## JYX-XMS




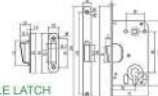

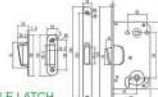

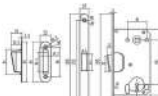
# MANIGLIE E ACCESSORI HANDLES AND ACCESSORIES

Material: SUS201, SUS304 STAINLESS STEEL  
Finish: SSS, PSS, PVD  
Hollow Handle

	©156-R01		©S02-KEY HOLE★
	©56-R01		©5S02-WC★
	©54001		©SQ02-CY
	©54001BLACK		©SQ02-KEY HOLE
	©54002		©SQ02-WC
	©54002BLACK		©R01-CY
	©54003		©R01-KEY HOLE
	©54004		©R01-WC
	©S52111★		©R08-CY
	©56		©R08-KEY HOLE
	©156		©R08-WC
	©S02-CY★		©R42-CY
	©R42-KEY HOLE		A: Sn B: Black C: Gold
	©R42-WC		SIZE: 52MM specification: zinc alloy rosette plastic part package: 10 sets/carton G.W/N.W: 111/110 KGS/CTN MEAS: 34*25*32.5CM

	©R01-WC-LIGHT		156-WPC HANDLE
	©R42-WC-LIGHT		Security Door Handle
	©R08-WC-LIGHT		56-WPC HANDLE

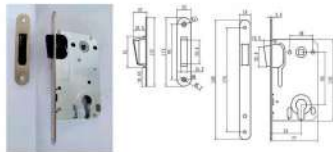


	©8550-CY MIDDLE LATCH									
	©9050-WC MIDDLE LATCH									
	©9050-KEY HOLE MIDDLE LATCH									
<table border="1"> <tr> <td>Item No.</td> <td>8550-CY/9050-WC/9050-KEY</td> </tr> <tr> <td>Size</td> <td>8550/9050/9050</td> </tr> <tr> <td>Specification</td> <td>stainless steel/rose forward, plastic latch with magnetic cover with zinc finish</td> </tr> <tr> <td>Package</td> <td>50 sets/carton G.W/N.W: 23KG/CTN MEAS: 32X21X25CM</td> </tr> </table>			Item No.	8550-CY/9050-WC/9050-KEY	Size	8550/9050/9050	Specification	stainless steel/rose forward, plastic latch with magnetic cover with zinc finish	Package	50 sets/carton G.W/N.W: 23KG/CTN MEAS: 32X21X25CM
Item No.	8550-CY/9050-WC/9050-KEY									
Size	8550/9050/9050									
Specification	stainless steel/rose forward, plastic latch with magnetic cover with zinc finish									
Package	50 sets/carton G.W/N.W: 23KG/CTN MEAS: 32X21X25CM									

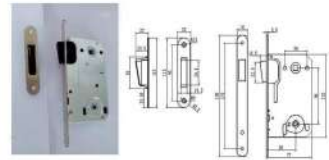
	Size: #32.5 Specification: stainless steel Package: 50 sets/carton G.W/N.W: 15.5/15.5 KGS/CTN MEAS: 17*27*16.5CM
©FLUSH HINGE 4X3X2.5mm	

	Size: #32.5 Specification: Brass Package: 50 sets/carton G.W/N.W: 28.5/27.5 KGS/CTN MEAS: 31*20*16CM
©4x3x2.5mm	

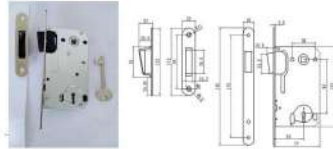
	Size: 100*93mm Specification: Brass / stainless steel Package: 50 sets/carton G.W/N.W: 33.5/32.5 KGS/CTN MEAS: 17*27*16CM
©100X93X2mm	



8550-CY UPPER LATCH

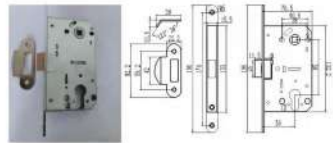


9050-WC UPPER LATCH

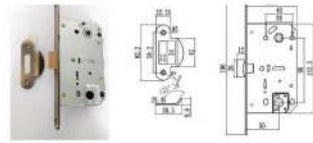


9050-KEY HOLE UPPER LATCH

Item No.	8550-CY/9050-WC/9050-KEY
Size	850/9650/9050
Specification	Magnetic lock body-top part
Package	30 sets/carton : 6 W/N/W : 15.5/14.8 KG5 /CTN MEAS:45.9/24.9/70CM



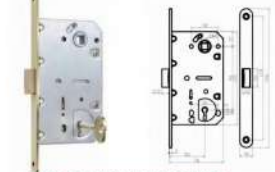
8550-CY EURO PVC



9650-WC EURO PVC



2 strike Available

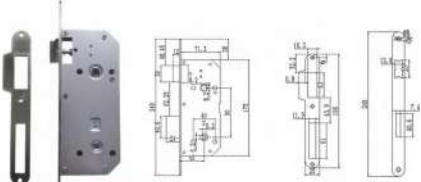


9050-KEY HOLE EURO PVC

Size	8550/9650/9050
Specification	Iron lock body with plastic lock
Package	60 sets/carton : 6 W/N/W : 15.5/14.8 KG5 /CTN MEAS:46.9/24.9/70CM



9045-KEY HOLE



9045-WC



9045-CY

Item No.	9045 lock body
Size	9045
Specification	without magnetic : Iron plate ,iron latch& bolt
Package	30 sets/carton : 6 W/N/W : 15.5/14.8 KG5 /CTN MEAS:51.2/24.9/30CM(A*H*B)



9045-KEY HOLE MAGNET

9045-WC MAGNET



9045-CY MAGNET

Item No.	9045 lock body
Size	9045
Specification	Iron plate ,iron latch& bolt with magnetic
Package	30 sets/carton : 6 W/N/W : 15.5/14.8 KG5 /CTN MEAS:51.2/24.9/30CM(A*H*B)



Color:SN



Color:Black

70mm(35-35) SINGLE OPEN CYLINDER NORMAL KEY



Color:SN



Color:Black

70mm(35-35) SINGLE OPEN CYLINDER COMPUTER KEY




Color:SN

70mm(35-35) DOUBLE OPEN CYLINDER



Color:SN

70mm(35-35) BATHROOM CYLINDER



# 1 3

**探索收口系统是我们很擅长的一项研究**  
 未来差异化设计的核心是收口系统达成施工与设计落地的关键。我们的同色系统满足您近乎完美的设计方案落地并大放异彩  
 The core of future differentiated design is the key to achieving construction and design implementation of the closure system. Our same color system meets your almost perfect design plan and shines brightly

Explore  
 Our

探索 **Construction system**  
 我们的  
 施工收口系统



Line type 线型名称	Model code 型号代码	homechromy 同色	Naked color 裸色	grey 灰色	Matte black 哑黑	Matte coffee 哑咖啡
Boundless light strip line 无边灯带线	P-101无边灯带线		○			
Dense stitching 密拼线	P-102密拼线 P-102A密拼线/暗角拼角		○			
Micro suture 微缝线	P-103微缝线 T-103微缝线		○		○	○
mini I-shaped 微型工字	P-104微型工字 T-104微型工字		○		○	○
Unilateral line 单边线	P-105单边线 T-105单边线	○		○	○	
I-shaped 工字线	P-104工字线 T-104工字线		○	○	○	○
concave line 凹角线	P-107凹角线		○			
Leave stitching 留缝线	T-106留缝线	○				
skirting line 踢脚线	P-109踢脚线			○	○	○
Staggered light strip 错层灯带	P-110错层灯带			○	○	○
Right angled corner 直角阳角	T-111直角阳角	○				
All aluminum grille 全铝格栅	T-112格栅		○			
Small concave angle 小凹角	T-113小凹角		○			
Inner arc convex angle 内弧阳角	T-114内弧阳角		○			
External arc convex angle 外弧阳角	T-115外弧阳角		○			

铝制同色收口线3.0系统  
 Aluminum Same Color Closing Wire 3.0 System